

GEMINI 

MADE-TO-ORDER. MADE TRUE.™

Fabricated Lit and Unlit



Letters



Logos

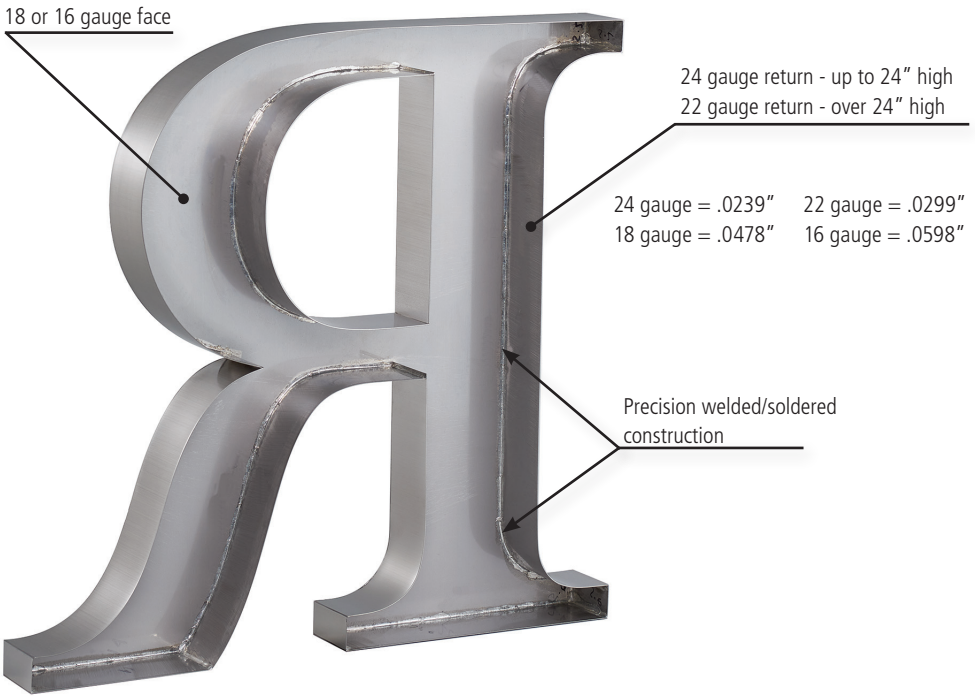


LED Illuminated

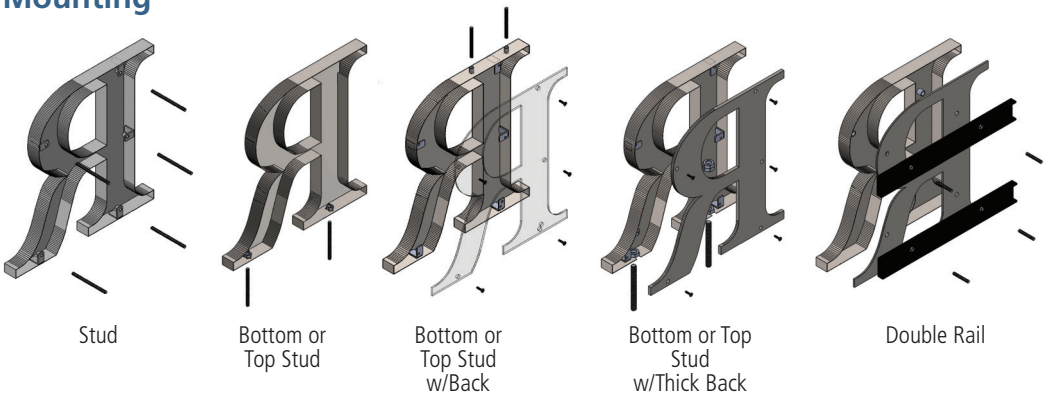
Made True.

Stainless Steel Fabricated without Back

Precision fabricated stainless steel Letters, expertly crafted from pre-finished C304 or 316 Alloys. Offering heavy-gauge construction with multiple finish options—all internally secured with lead-free continuous solder or laser welds. Produced in sizes from 2" high to 36" high, in nearly any letter style or logo of your choice. Return depths from 3/8" to 6" deep.




Mounting

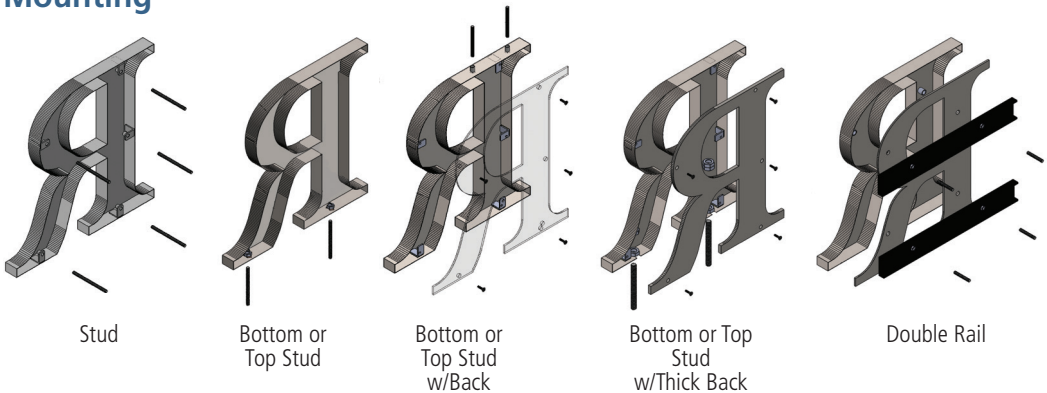


Aluminum Fabricated without Back


Heavy gauge fabricated aluminum letters, handcrafted from 5052 alloy aluminum with .090" faces and .063" returns that are MIG welded for extra strength and stability. Typically painted, but can be brushed or anodized to lock-in corrosion resistance. Produced in nearly any letter style or logo of your choice in sizes from 16" to 100"—with 1" to 6" deep returns.



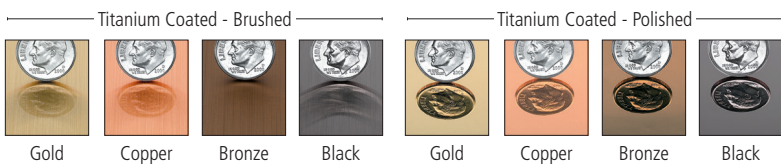
Mounting



Stainless Steel Alloy 304:




Vertical grain is standard.
Horizontal grain available.
Mixed face and return finishes available.



Stainless Steel Alloy 316



Aluminum Alloy 5052:

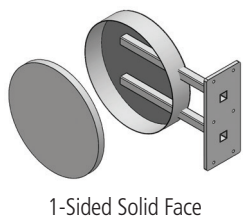


Aluminum Fabricated Blade Sign

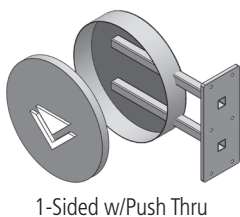
Fabricated metal blade signs, available in aluminum, offer an upscale, projected sign that offers a refined look in our 5 available configurations. With heights up to 46 inches blade signs make an impact on any walkway. Finish blade signs in any of our standard painted colors, or request a custom match at no cost to you.



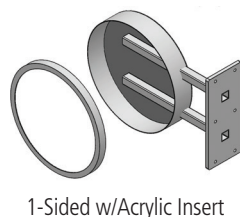
Configurations



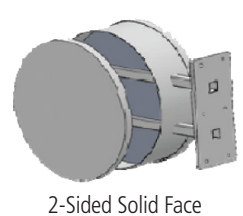
1-Sided Solid Face




1-Sided w/Push Thru



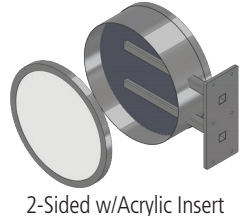
1-Sided w/Acrylic Insert



2-Sided Solid Face



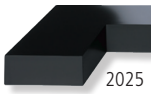
2-Sided w/Push Thru




2-Sided w/Acrylic Insert

FABRICATED METAL


PAINTED COLORS



2025
Black
Approx PMS Black




5687
White
Approx PMS White



8886
Metallic Silver*
Approx PMS 420




0209
Grey
Approx PMS 423



4310
Dove Grey
Approx PMS 431



2718
Ivory
Approx PMS 7499



4660
Desert Sand
Approx PMS 7506



2037
Lemon Yellow
Approx PMS 102



2000
Yellow
Approx PMS 108



0217
Citrus Yellow
Approx PMS 606



0218
Sundance Yellow
Approx PMS 116



0254
Mango
Approx PMS 137



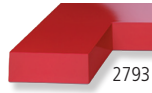
2119
Orange
Approx PMS 021



2662
Red-Orange
Approx PMS 485



0256
Rampart Orange
Approx PMS 172




2793
Red
Approx PMS 185



1875
Brick Red
Approx PMS 7623




2280
Black Cherry
Approx PMS 1817



2240
Maroon
Approx PMS 202



2410
Magenta
Approx PMS 241



2287
Purple
Approx PMS 2695



0246
Violet Toner
Approx PMS 2725



2767
Midnight Blue
Approx PMS 5395



2050
Dark Blue
Approx PMS 281



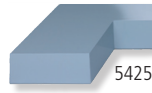
2860
Medium Blue
Approx PMS 286



3000
Blue
Approx PMS 300



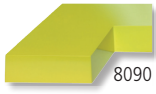
2648
Light Blue
Approx PMS 2995




5425
Marine Reef Blue
Approx PMS 5425




3210
Teal Blue
Approx PMS 321



8090
Safety Green
Approx PMS 809




3555
Spring Green
Approx PMS 355



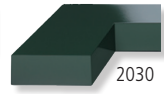
0222
Emerald Green
Approx PMS 356




0259
Federal Green
Approx PMS 350




2108
Light Green
Approx PMS 3415




2030
Dark Green
Approx PMS 3435




2162
Hunter Green
Approx PMS 3308




1315
Dark Oxide
Approx PMS 447




3130
Duranodic Bronze*
Approx PMS 2336



0314
Old Copper*
Approx PMS 2334




2418
Brown
Approx PMS 476




0312
Medium Bronze*
Approx PMS 2335




4195
Legacy Bronze
Approx PMS 445




0253
Copper
Approx PMS 7600




0402
Aztec Copper
Approx PMS 7599



2756
Metallic Gold*
Approx PMS 465



0401
Aztec Gold
Approx PMS 2317



0400
Brilliant Gold
Approx PMS 7556

* Indicates colors that do not have a full gloss finish.

Stainless Steel Fabricated Halo-Lit

Produced in a wide range of sizes from 6" to 36" high, and depths from 1" to 6", in multiple stainless finish options, all lit with one of five LED colors. Halo Lit fabricated letters are produced with a removable can to allow for servicing of LEDs. In addition, optional detachable studs create a 1-1/2" stand-off, and allow easy removal of letters from the wall.



Aluminum Fabricated Halo-Lit

Gemini's aluminum reverse channel letters, available from 16" to 100", feature a durable .090" (2.3mm) face gauge with .063" gauge returns, and offer a choice of light diffused plastic backs with integrated LEDs to provide the lighting effect you desire. Available in depths from 1" to 6", these letters provide outstanding light consistency and brightness. Halo Lit fabricated, produced with a removable can to allow for servicing of LEDs—or optional detachable studs to create a 1-1/2" stand-off, and allow easy removal of letters from the wall.

LED Color Options:



White



Warm White†



Red



Green



Blue




RGB*
(programmable custom color)

†Warm White LEDs are not warranted for Trimless/Minis

* Additional charges apply

Trimless Halo-Lit



Illuminated Acrylic Reveal

STAINLESS STEEL

- Size:** 3" to 36" high
- Depth:** 2" to 3" deep
- Acrylic Reveal:** 1/4", 1/2" & 3/4"

ALUMINUM

- Size:** 16" to 48"+ high
- Depth:** 2" to 3" deep
- Acrylic Reveal:** 1/4", 1/2" & 3/4"

Stainless Steel Fabricated Face-Lit

Our durable and attractive fabricated stainless steel channel letters with illuminated acrylic faces make a dramatic statement and provide outstanding low-light visibility. Get the exact combination of daylight and nighttime colors you want with a broad selection of translucent acrylic in letter heights from 9" to 36". The stainless steel return provides a sophisticated look and depth. Choose from light diffused plastic or stainless steel backing with the brilliance of integrated LEDs included as part of this letter package.



Fabricated Face Colors:



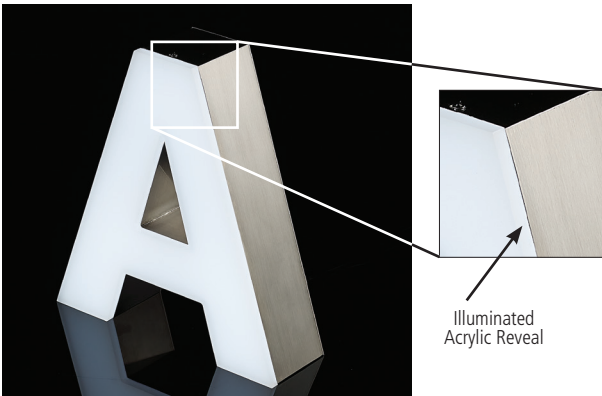
LED Colors



RGB*
(programmable custom color)

* Additional charges apply

Trimless Stainless Steel Face Lit




Size: 3" to 36" high
Depth: 1-1/2" to 3" deep
Acrylic Reveal: 1/4", 1/2" & 3/4"

Warm White LEDs are not warranted for Trimless/Minis

Aluminum Fabricated Face Lit

The lightweight solution for letters 16" and up to an astounding 100"+ tall – with 3" to 6" deep returns, let you offer the most highly visible, large-scale dimensional letters available. Get the exact combination of colors that function effectively in daylight and low light with a broad selection of acrylic that features a removable face retainer or removable can, dependent on size, for easy access.



Fabricated Face Colors:



White

Ivory

Yellow

Red

Purple

Blue

Green

LED Colors



White

Warm White

Red

Blue

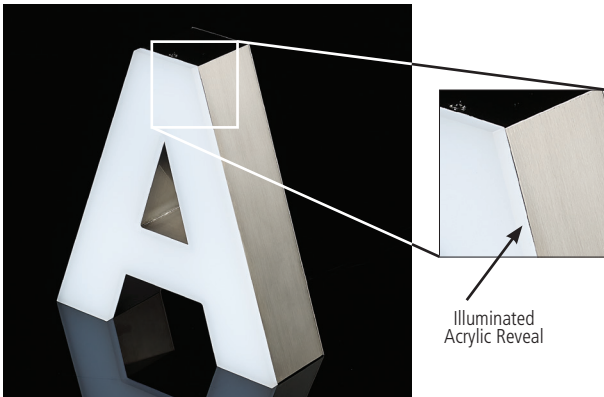
Green



RGB*
(programmable custom color)

* Additional charges apply

Trimless Aluminum Face Lit



Illuminated Acrylic Reveal

Size: 16" to 36" high
Depth: 2" to 3" deep
Acrylic Reveal: 1/4", 1/2" & 3/4"