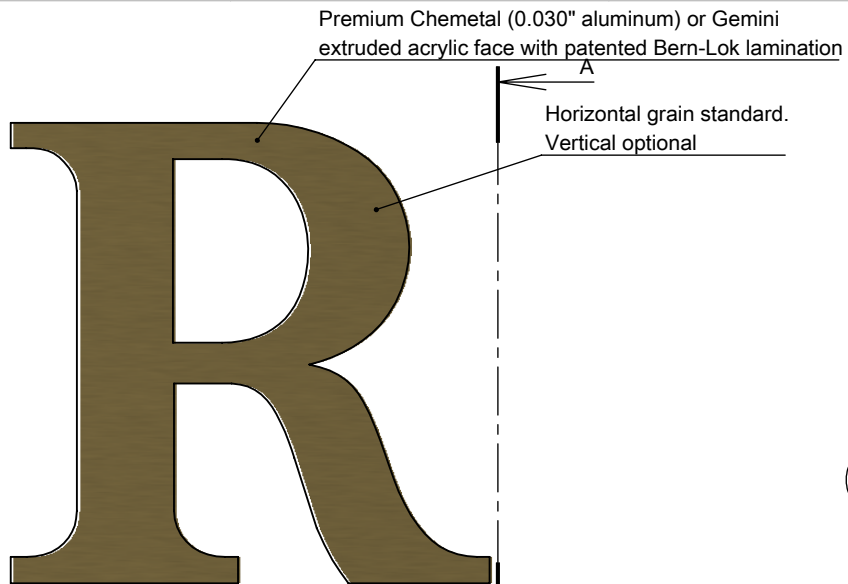
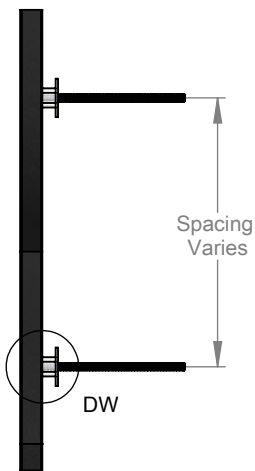


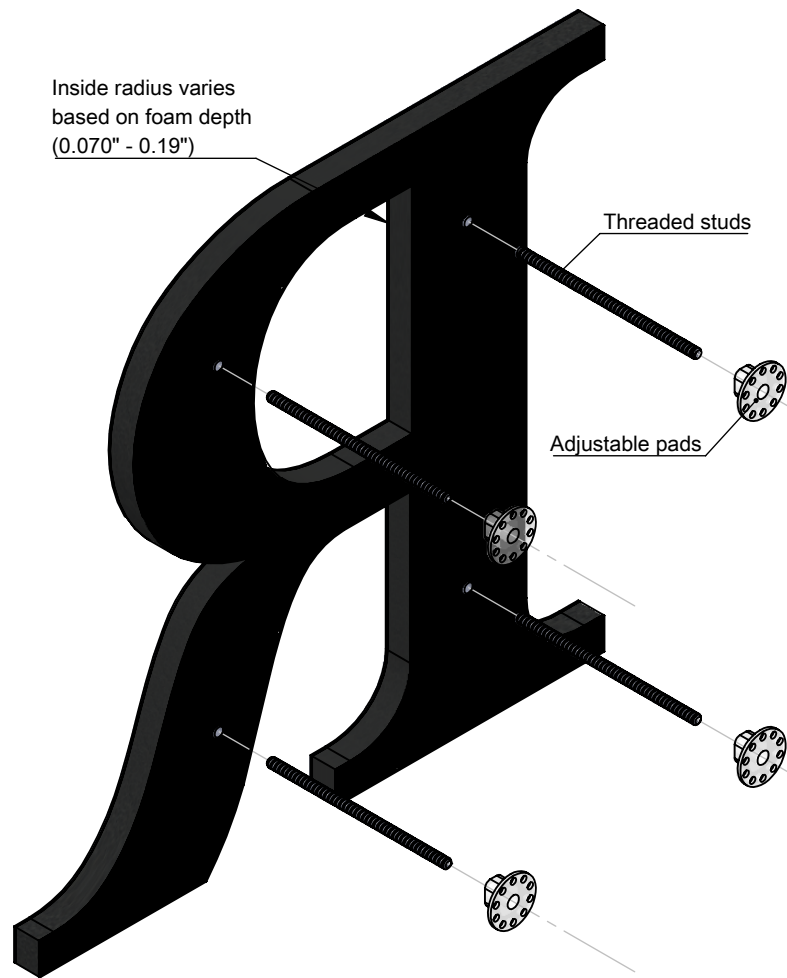
PRODUCT CONSTRUCTION EXAMPLE



FRONT VIEW II SCALE 1:5



SECTION A-A II SCALE 1:5

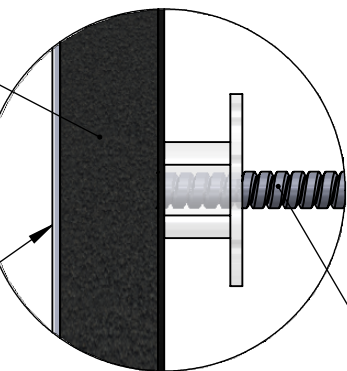


ISOMETRIC BACK VIEW II SCALE 1:3

12 lb/cubic foot rigid high density charcoal foam (depth varies - see notes)

(0/030" ABS backer)

2" aluminum 10-24 stud standard (Stainless steel optional)



DETAIL DW SCALE 1 : 1

NOTES:

- Designed for interior use
- Multiple face finish and color options.
- Charcoal foam depth sizes: 1/2", 3/4", 1", 1 1/2", 2", and 3"
- Optional - 1/8" acrylic face
- Optional painted back and return
- Minimum 6" high letters
- Combination All mount has stud through pads on both top and bottom mounts.
- Router cut



TITLE: METAL LAMINATE ON FOAM - COMBINATION ALL MOUNT	
MATERIAL: LAM ON FOAM	PRODUCT TYPE: LAMINATED FOAM
DWG NO. FOAM50	REV 03.23.22
SCALE: AS INDICATED	SHEET 1 OF 1