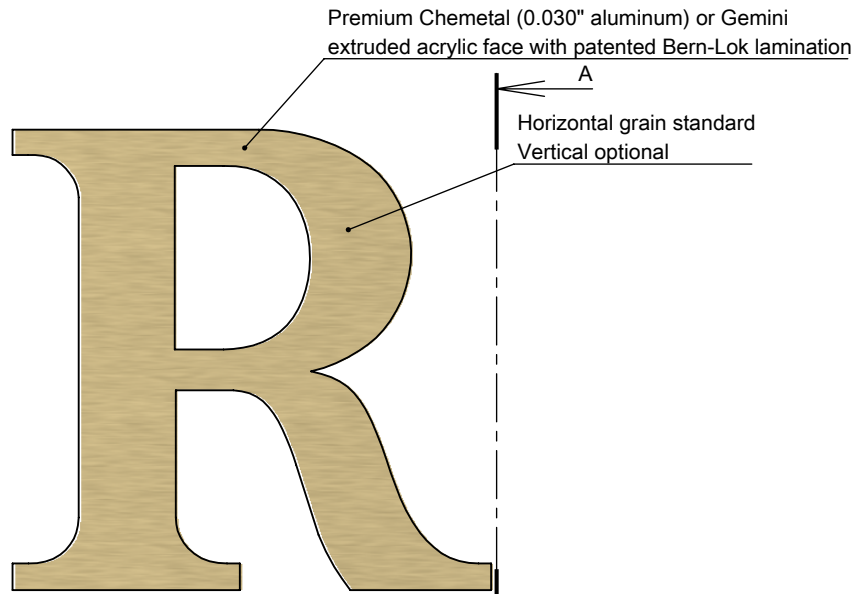
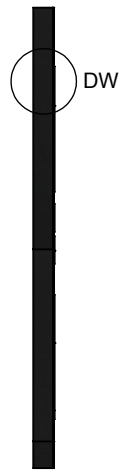


PRODUCT CONSTRUCTION EXAMPLE

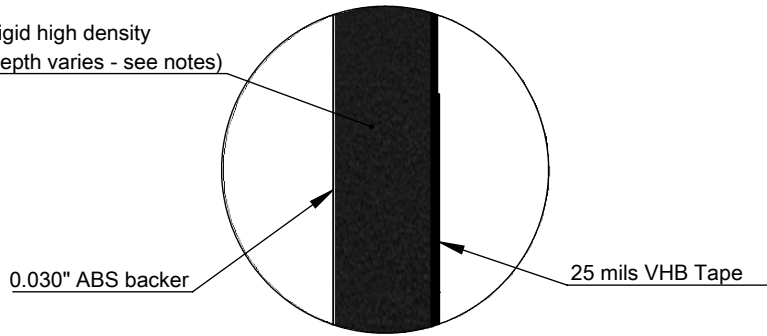


FRONT VIEW SCALE 1:5

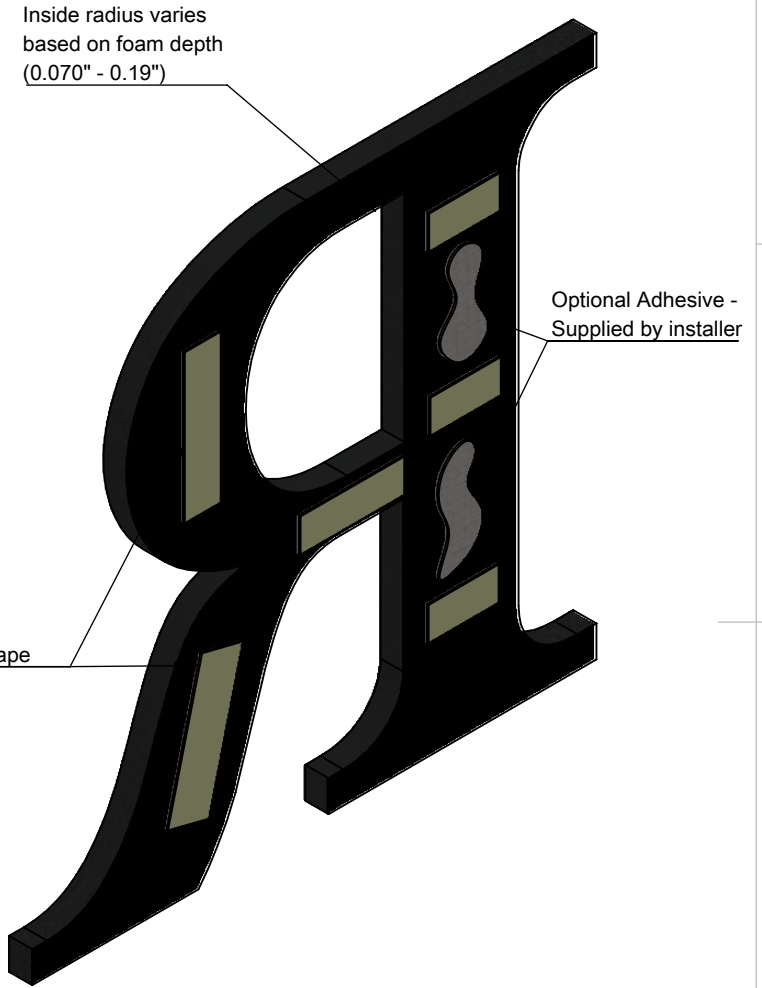


SECTION A-A SCALE 1:5

12 lb/cubic foot rigid high density charcoal foam (depth varies - see notes)



DETAIL DW SCALE 1 : 1



ISOMETRIC BACK VIEW II SCALE 1:3

NOTES:

Body:

- Designed for interior use
- Multiple face finish and color options
- Charcoal foam depth sizes: 1/2", 3/4", 1", 1 1/2", 2", and 3"
- Optional - 1/8" acrylic face
- Optional painted back and return
- Min. 0.25" stroke - (1/2" - 1" thick)
- Min. 0.375" stroke - (1 1/2" - 3" thick)

ROUTER CUT

MOUNTING:

- Letters up to 12" high max.
- Exterior grade tape, but recommended for interior use on flat smooth surfaces
- Partial tape coverage - min. 0.25" stroke up to 1" thick, min. 0.375" stroke, 1 1/2" - 3" thick

DETAIL DW II SCALE 1:1



TITLE:

METAL LAMINATE ON FOAM - DOUBLE FACE TAPE MOUNT

MATERIAL:

LAM ON FOAM

PRODUCT TYPE:

LAMINATED FOAM