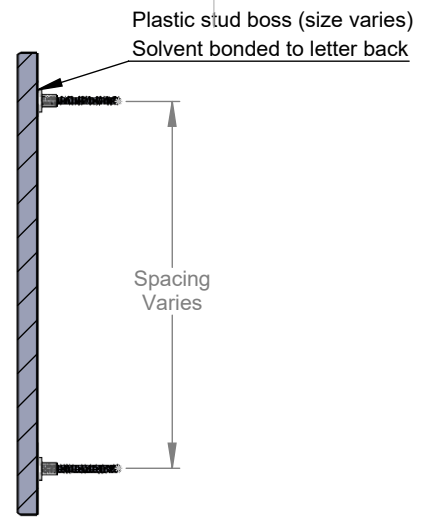
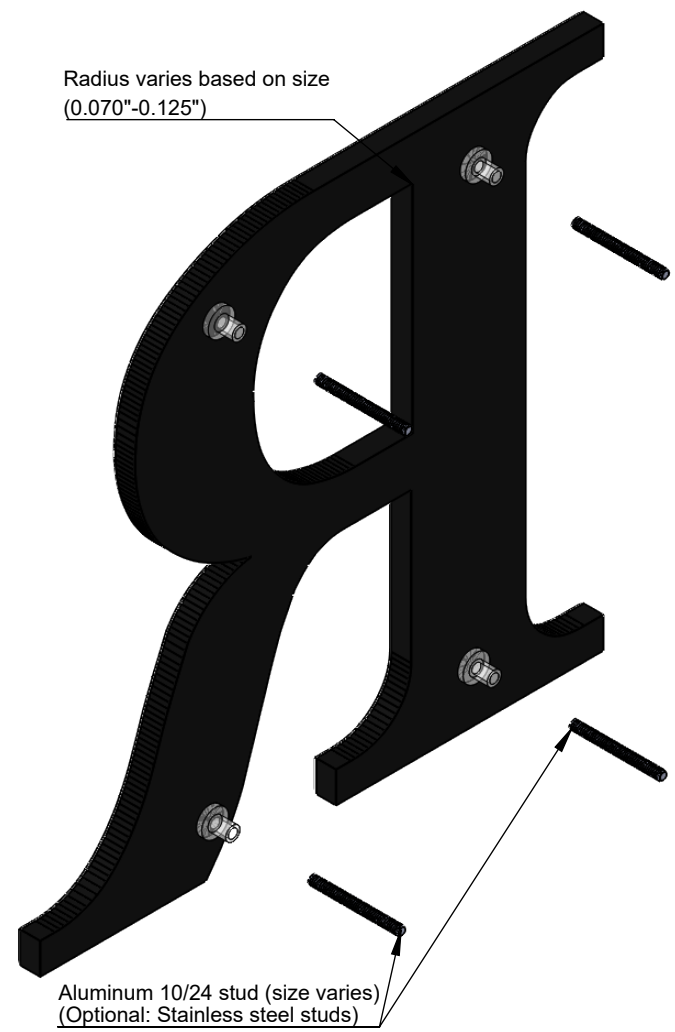


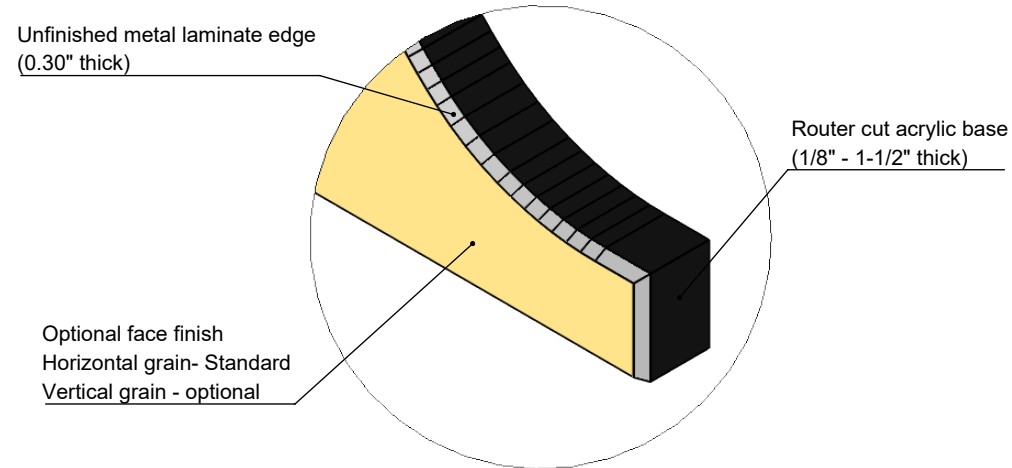
FRONT VIEW II SCALE 1:5



SECTION VIEW A-A II SCALE 1:5



ISOMETRIC BACK VIEW II SCALE 1:3



DETAIL DW II SCALE 1:1

- Notes:**
- Designed for interior use only.
 - Flush stud available - Min 3/8" thick.
 - Multiple face/back finish and color options.
 - Min. 0.30" stroke.
 - Standard threaded studs, aluminum 10-24 (6-32 on thin strokes) 5056 alloy (stainless steel optional)
 - Router cut min. 3" letters



TITLE: METAL LAMINATE - BLOCK STUD MOUNT			
MATERIAL: ACRYLIC		PRODUCT TYPE: DISPLAY LETTERS	
DWG NO. MLAM10	REV 03.23.22	SCALE: AS INDICATED	SHEET 1 OF 1