


Subject to change. For projects with specs outside these listed standards please call 1-800-538-8377 or email signage@geminimade.com for additional consultation.


Minimum Serif



.080" All Gauges

Serifs must be at least this large to produce

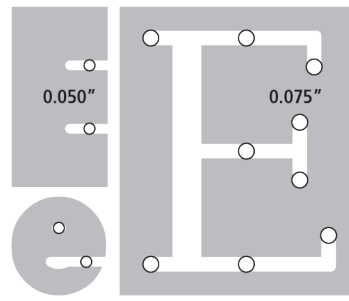
Minimum Stroke



.125" All Gauges

Thinnest area must be at least this large to produce

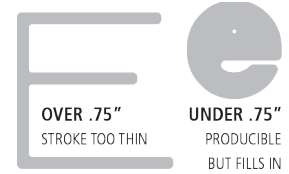
Minimum Opening



.050" Unpainted, all gauges
.075" Painted, all gauges
.075" Any Reverse Cut Text

Openings/gaps must be at least this large to produce

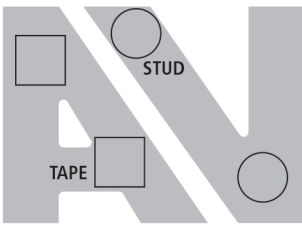
Minimum Sizes



.75" Smallest Letter
3.0" Smallest Letters and pieces for Welded Studs

This is a general rule and depends largely on the stroke size. A letter over .75" isn't necessarily producible. Sugd welds need enough material to clamp onto.

Mounting Stroke



.250" Double Faced Tape
.250" 6-32 Studs
.300" 10-24 Studs
.500" 1/4-20 Studs
.500" Welded Studs

Some areas must be at least this large to fit mounting hardware. Tape needs a square area to fit because it is in strips. 1/4-20s can only be used on 3/8" and thicker material.

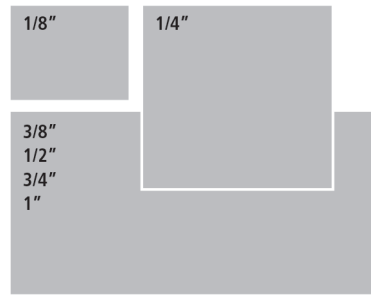
Taping Size Limit



6"h Aluminum, All Gauges
4"h Other Metals, All Gauges

Full Coverage tape standard on pieces 4" and below with 3/8" gauge and thinner. Larger pieces may be taped depending on weight and/or surface area.

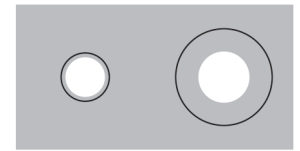
Aluminum Size Limit



24" x 30" 1/8"
46.5" x 48" 1/4"
46.5" x 95" 3/8" 1/2" 3/4" 1"

Pieces larger than the size limits for 1/8" and 1/4" may still be producible, but first consult with sales to judge warping risk.

Decorative Standoffs



.41" Thru hole for 1/2" diam.
.53" Thru hole for 1" diam.

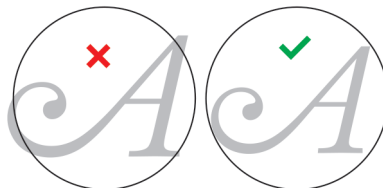
Insert holes 1" from edge or per your art. Keep at least minimum stroke between edge of hole and edge of panel.

Other Finish Limits



72"w Horizontal Brush
72"h Vertical Brush
46.5" x 84" Anodized
29" x 29" Oxidized & Patinas

Polishing Size Limit



TOO BIG
 PIECE IS 30"W BUT GOES PAST EDGE OF TABLE

FITS IN
 ENTIRE PIECE FITS WITHIN THE POLISHING TABLE AREA

Must fit in 30" circle All Gauges