

Subject to change. For projects with specs outside these listed standards please call 1-800-538-8377 or email signage@geminimade.com for additional consultation.



**Letters**

**Bottom Stud**

**Bars - One Piece**

Depth	Min. Stroke & Serif	Min. Size	Max. Size	Min. Punctuation	Max. Size	Max. One Piece
1.0"	1.75"	16"	30"	2.75"	30"	40"
1.5"	1.75"	16"	30"	2.75"	30"	48"
2.0"	1.75"	16"	60"	2.75"	30"	48"
2.5"	1.75"	16"	60"	2.75"	48"	48"
3.0"	2.0"	16"	60"	2.75"	48"	60"
4.0"	2.0"	16"	60"	2.75"	48"	60"
5.0"	2.0"	16"	60"	2.75"	48"	60"
6.0"	3.0"	16"	60"	2.75"	48"	60"

**Backers**

Size	Clear	Light Diffused	Gap	Mount
6"+	.118"	.177"	.06" - .013"	Flush
24"+	.236"	.177"	.06" - .013"	Flush

Removable Backers are REcessed 1/8"  
 Non-Removable Metal Backs are Flush  
 Backs will have seams up to 1/8"  
 Weep Holes are 3/8" Square in Low Point Corners

**Sheet Info**

**Horizontal Brushed**  
 42"h x 72"w or 119"h x 36"w  
 +100" will not have clear coat

**Vertical Brushed**  
 72"h x 42"w or 36"h x 119"w  
 +100" will not have clear coat

**Anodized Horizontal**  
 42"h x 72"w or 89"h x 36"w

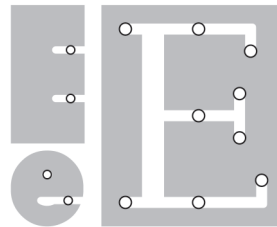
**Anodized Vertical**  
 72"h x 42"w or 36"h x 89"w

**Painted or Prep for Paint**  
 59"h x 119"w

**Miscellaneous**

1/4" Strokes for masking  
 No Custom Stud Placement  
 RC14 required for 48" and up

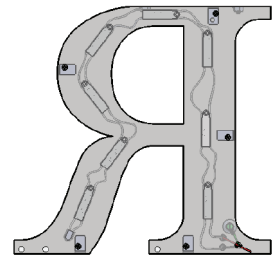
**Minimum Opening**



**Openings** .3"  
**Reverse Cut** .5"

Cutouts smaller than 1.75" will not have returns  
 Opening/gaps must be at least this large to produce.

**LED**



**Wire Hole** .375"  
**Standard LED** .5" x 1.8"  
**RGB LED** .625" x 2.75"  
**Cable** 10' Long Standard  
 \*No Warm White

**RGB LED**

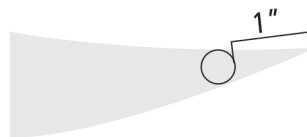
Min. Stroke/Serif	Min. Size
2"	8"

**Rails - Painted or Raw**

	Size H x W	Length
C-Chan	1" x 2"	96"
C-Chan	.5" x 1.5"	96"
C-Chan	1" x 3"	96"
C-Chan	.5" x 1"	96"
C-Chan	1" x 1.5"	96"
Angle	1" x 2"	96"

**Swoosh Radius**

**Pointed Tip**



.6" stroke needed 1" in from tip -return will have a slight inset

**Round Tip**



**Outside Corners** .3" Fillet