

Subject to change. For projects with specs outside these listed standards please call 1-800-538-8377 or email signage@geminimade.com for additional consultation.




**Letters**

| Depth | Min. Stroke | Min. Serif | Max. Stroke | Min. Size | Max. Size | Min. Punctuation |
|-------|-------------|------------|-------------|-----------|-----------|------------------|
| 1"    | 2"          | 2"         | 12"         | 16"       | 36"       | 2"               |
| 2"    | 2"          | 2"         | 12"         | 16"       | 36"       | 2"               |
| 3"    | 2"          | 2"         | 12"         | 16"       | 36"       | 2"               |
| 3"    | 6"          | 6"         | 12"         | 16"       | 48"       | 2"               |

**Bars**

| Min. Bar Stroke | Max. One Piece |
|-----------------|----------------|
| 2"              | 48"            |
| 2"              | 48"            |
| 2"              | 48"            |
| 2"              | 48"            |

**Sheet Info**



**Horizontal Brushed**  
42" h x 72" w or 119" h x 36" w  
+100" will not have clear coat

**Vertical Brushed**  
72" h x 42" w or 36" h x 119" w  
+100" will not have clear coat

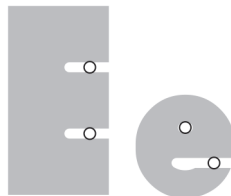
**Swoosh Radius**

**Round Tip**



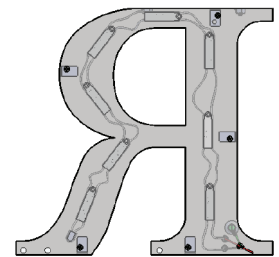
Outside Corners .35" Fillet

**Minimum Opening**



Openings 2"

**LED**



**Wire Hole** .375"  
**Standard LED** .5" x 1.8"  
**RGB LED** .625" x 2.75"  
**Cable** 10' Long Standard  
\*No Warm White

**Miscellaneous**

No Custom Stud Placement  
Bottom Stud w/Approval only  
No Anodizing  
Serifs must be squared