

Subject to change. For projects with specs outside these listed standards please call 1-800-538-8377 or email signage@geminimade.com for additional consultation.




Letters

Bottom Stud

Bars - One Piece

Depth	Min. Stroke Brush/Paint	Min. Serif	Min. Size	Max. Size	Min. Punctuation	Interior Max. Size	Exterior Max. Size	1" Stroke	2" Stroke	3" Stroke
1.0"	1.0"	0.5"	6"	30"	1.5"	30"	30"	40"	47"	47"
1.5"	1.0"	0.5"	6"	30"	1.5"	30"	30"	47"	47"	47"
2.0"	1.0"	0.5"	6"	36"	1.5"	36"	30"	47"	47"	47"
2.5"	1.25"/1.0"	0.5"	9"	36"	1.5"	36"	30"	47"	95"	95"
3.0"	1.5"/1.25"	0.5"	9"	36"	1.5"	36"	30"	47"	95"	95"
4.0"	2.0"/1.75"	0.75"	9"	36"	2"	36"	30"	NA	95"	95"
5.0"	2.5"/2.25"	0.90"	13"	36"	2"	36"	30"	NA	NA	95"
6.0"	3.0"/2.75"	1.25"	13"	36"	2"	36"	30"	NA	NA	95"

Sheet Info



47" h x 95" w
95" h x 47" w
47" h x 95" w
47" h x 95" w

Horizontal
Vertical
Polished
Painted

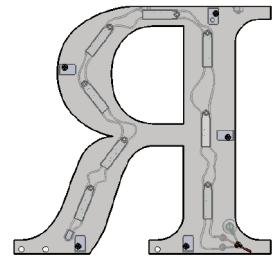
Grain runs with the long edge

Backers

Size	Clear	Light Diffuse	Gap
6"+	.118"	.177"	.06" - .013"
24"+	.236"	.177"	.06" - .013"

Removable Backers are REcessed 1/8"
Non-Removable Metal Backers are Flush
Backers will have seams up to 1/8"
Weep Holes are 3/8" Square in Low Point Corners

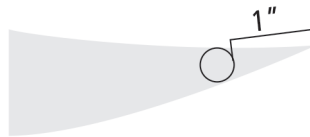
LED



Wire Hole .375"
Standard LED .5" x 1.8"
RGB LED .625" x 2.75"
Cable 10' Long Standard
*No Warm White

Swoosh Radius

Pointed Tip



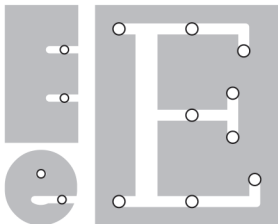
.6" stroke needed 1" in from tip
-return will have a light inset

Round Tip



Outside Corners .3" Fillet

Minimum Opening



Openings .3"
Reverse Cut Stroke
RGB LED 1.7"

Cutouts smaller than .75" will not have returns
Opening/gaps must be at least this large to produce.

Material Gauge

	Face	Return
Up to 12"	16	24
13" - 24"	18	24
24"+	16	22

Rails - Painted or Raw

	Size H x W	Length
C-Chan	1" x 2"	96"
C-Chan	.5" x 1.5"	96"
C-Chan	1" x 3"	96"
C-Chan	.5" x 1"	96"
C-Chan	1" x 1.5"	96"
Angle	1" x 2"	96"

Miscellaneous

No Custom Stud Placement
Needs removable can

