

Subject to change. For projects with specs outside these listed standards please call 1-800-538-8377 or email signage@geminimade.com for additional consultation.




Letters

Depth	Min. Stroke	Min. Serif	Max. Stroke	Min. Size	Max. Size	Min. Punctuation
1"	0.75"	0.75"	9"	6"	9"	2"
1"	1.0"	1.0"	9"	9"	24"	2"
1"	2.0"	2.0"	9"	9"	36"	2"
2"	0.75"	1.0"	9"	6"	9"	2"
2"	1.0"	1.0"	12"	9"	24"	2"
2"	2.0"	2.0"	12"	9"	36"	2"
3"	1.5"	1.5"	12"	9"	24"	2"
3"	2.0"	2.0"	12"	9"	36"	2"

Bars

Min. Bar Stroke	Max. One Piece
0.75"	12"
1"	24"
2"	48"
0.75"	12"
1"	24"
2"	48"
1.5"	48"
2"	48"

Sheet Info



47" h x 95" w
 95" h x 47" w
 47" h x 95" w

Horizontal
 Vertical
 Polished

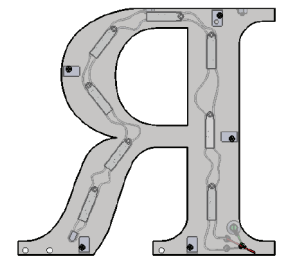
Grain runs with the long edge

Fillet Radius



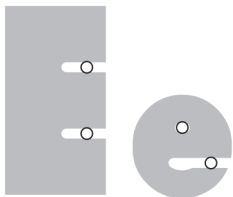
INSIDE ALWAYS .125"
 Inside Corners .125"

LED



Wire Hole .375"
 Standard LED .5" x 1.8"
 RGB LED .625" x 2.75"
 Cable 10' Long Standard
 *No Warm White

Minimum Opening



Openings .75"

Swoosh Radius

Round Tip



Outside Corners .3" Fillet

Miscellaneous

No Custom Stud Placement
 Bottom Stud w/Approval only
 Inside fillets may cause some shadowing
 Serifs must be squared