


Subject to change. For projects with specs outside these listed standards please call 1-800-538-8377 or email signage@geminimade.com for additional consultation.


Minimum Serif



- .375"** 4" - 4.9"H
- .375"** 5" - 9.9"H
- .500"** 10" - 14.9"H
- .630"** 15" - 17.9"H
- .630"** 18" - 29.9"H
- 1.0"** 30"H+

Serifs must be at least this large to produce for flat and round faces.

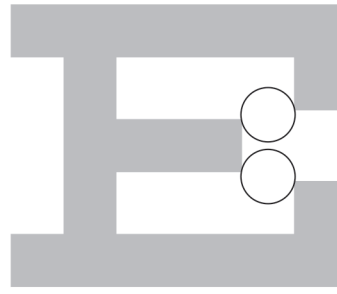
Minimum Stroke



- .375"** 4" - 4.9"H
- .500"** 5" - 9.9"H
- .630"** 10" - 14.9"H
- .700"** 15" - 17.9"H
- .750"** 18" - 29.9"H
- 1.4"** 30"H+

Thinnest area must be at least this large to produce for all face profiles.

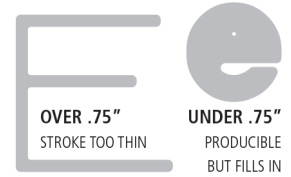
Minimum Opening



- .375"** 4" - 4.9"H
- .500"** 5" - 9.9"H
- .500"** 10" - 14.9"H
- .630"** 15" - 17.9"H
- .780"** 18" - 29.9"H
- 1.4"** 30"H+

Openings/gaps must be at least this large to produce for all face profiles.

Minimum Letter Size



- .75"** 1/8" - 1/2"
- 1"** 3/4"
- 2"** 1", 1.5"

Depends largely on the stroke size, a letter larger than the minimum isn't necessarily producible.

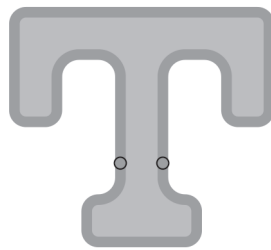
Mounting Stroke



- .750"** Stud
- .750"** Pads
- .750"** Combination & Combination All

Some areas must be at least this large to fit mounting hardware.

Flanges



- .375"** Standard Size

Wider flange by request. All strokes/serifs must still meet minimum sizes (flange is added uniformly to artwork)

Raised & Painted



Min. Serif	Min. Stroke	Raised Depth	Min. Opening
.25"	.375"	.25"	.5"
.375"	.5"	.5"	.625"
.5"	.5"	.75"	.75"

Etched & Painted



- .375"** Minimum stroke

This is both what's painted and what's between painted areas. All mask painting uses etching.

Size Limit



45" x 68" 1 piece

For pieces that need to be made in more than one piece please email signage@geminimade.com