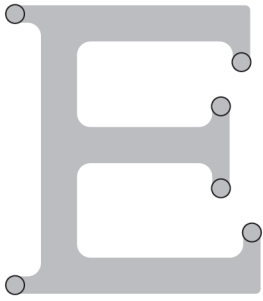


Subject to change. For projects with specs outside these listed standards please call 1-800-538-8377 or email signage@geminimade.com for additional consultation.


Minimum Serif



- .090"** 1/8", 3/16", 1/4", 3/8", 1/2", 3/4", 1"
- .125"** 1.5"

Serifs must be at least this large to produce.

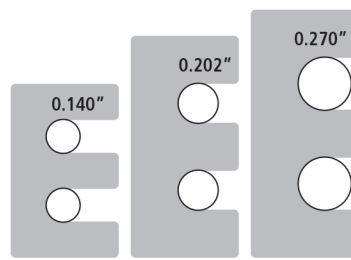
Minimum Stroke



- .188"** 1/8", 3/16", 1/4", 3/8", 1/2"
- .250"** 3/4", 1"
- 1"** 1.5"

Thinnest area must be at least this large to produce.

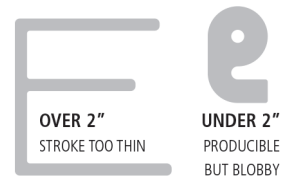
Minimum Opening



- .140"** 1/8" - 1/2" below 3"h
- .202"** 1/8" - 1/2" over 3"h
- .202"** 3/4", 1"
- .270"** 1.5"

Openings/gaps must be at least this large to produce.

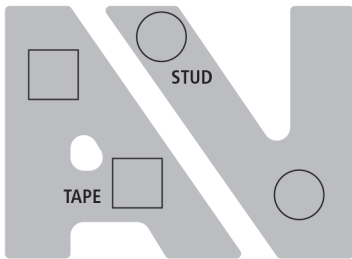
Minimum Letter Size



- 2"** 1/8" - 1/2"
- 3"** 3/4" - 1"
- 4"** 1.5"

This is a general rule and depends largely on the stroke size. A letter larger than the minimum isn't necessarily producible.

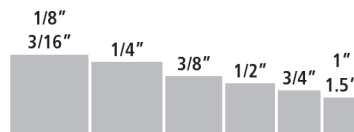
Mounting Stroke



- .250"** Dbl. Faced Tape (strips)
- .250"** Pads
- .250"** 6-32 studs-drill flush
- .300"** 10-24 studs-drill flush
- .400"** Block for 6-32 Studs
- .640"** Comb. & Comb. All
- .640"** Block for 10-24 Studs
- 1.14"** Block for 10-24 Studs

Some areas must be at least this large to fit mounting hardware. Tape needs a square area to fit because it is in strips. Full coverage tape not available due to router cutting.

Taping Size Limit



- 22" x 22"** 1/8" 3/16"
- 20" x 20"** 1/4"
- 16" x 16"** 3/8"
- 14" x 14"** 1/2"
- 12" x 12"** 3/4"
- 10" x 10"** 1", 1.5"

These are general rules, larger areas may be taped depending on weight and/or surface area.

Size Limits

- 46.5" x 95"** All Gauges
- 23" x 95"** Special Finishes
- CHEMETAL 305, 310, 801, 803, 804, 810

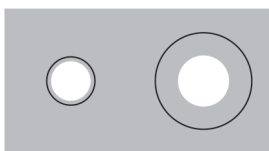
Bars over 60" should be split.

Two Sided Laminate

- Over 30"** 1/8" - 1/2"
- Bars over 30"** 1/8" - 1/2"
- Bars over 60"** All Gauges

Laminate will be used on both sides to prevent warping on large pieces in thinner gauges.

Decorative Standoffs



- .41"** Thru hole for 1/2" diameter
- .53"** Thru hole for 1" diameter

Inset holes 1" from edge or per art. Keep at least minimum stroke between edge of hole and edge of panel,

Finish Limits



- 46.5"h x 95"w** Horizontal
- 95"h x 46.5"w** Vertical
- 23"h x 95"w** Special Finish
- CHEMETAL 305, 310, 801, 803, 804, 810
- 95"h x 23"w** Vertical
- CHEMETAL 305, 310, 801, 803, 804, 810

Grain runs with the long edge.