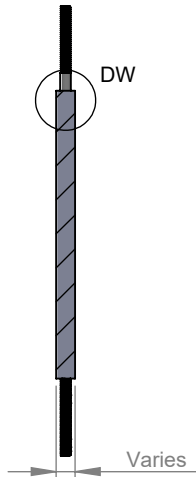
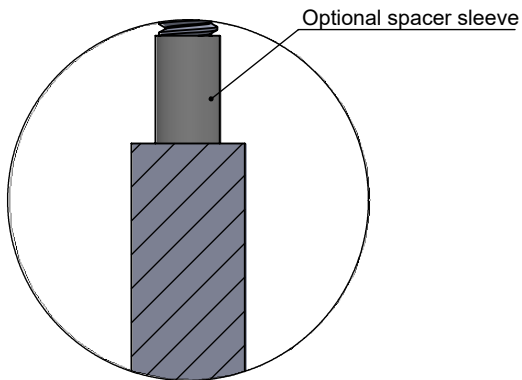


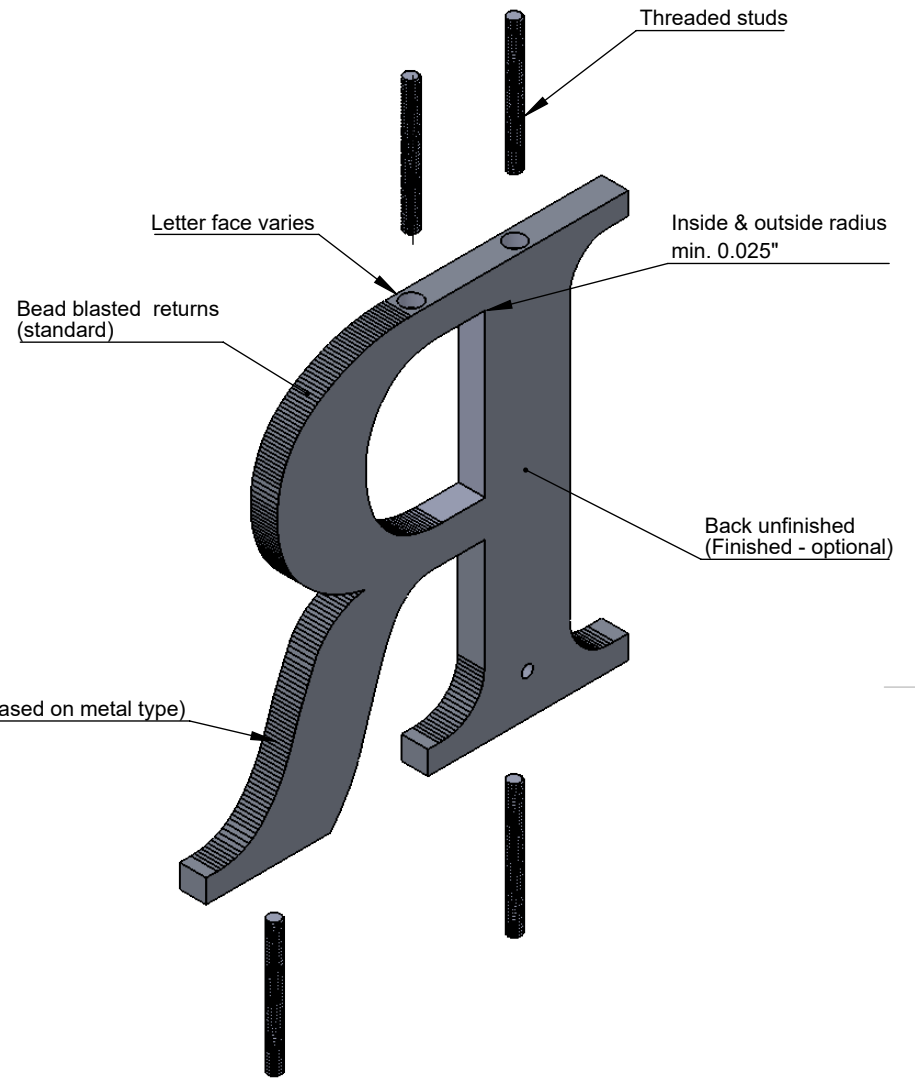
FRONT VIEW II SCALE 1 : 4



SECTION C-C II SCALE 1 : 4



DETAIL DW SCALE 3 : 2



ISOMETRIC BACK VIEW II SCALE 1 : 2

- NOTES:**
- 4"-24" high letters
 - Typical stud length 2"
 - Letters under 8" high - 10/24 studs, 8" high and larger, or 1/2" thick or more, 1/4-20 stainless steel studs
 - Optional: Sanded Tops and bottoms of round letters such as (G, O, S, U, C, J, Q)
 - Minimum 4 studs per letter, min 3/8" thick
 - Letters or logos, standard or custom



TITLE: **FLAT CUT METAL - TOP AND BOTTOM STUD MOUNT**

MATERIAL: **METAL**

PRODUCT TYPE: **FLAT CUT METAL**